

**COLONIAL CASTINGS**

# SAFETY SCREEN DOORS & GRILLS



## COLONIAL CASTINGS

# HINGED DOORS



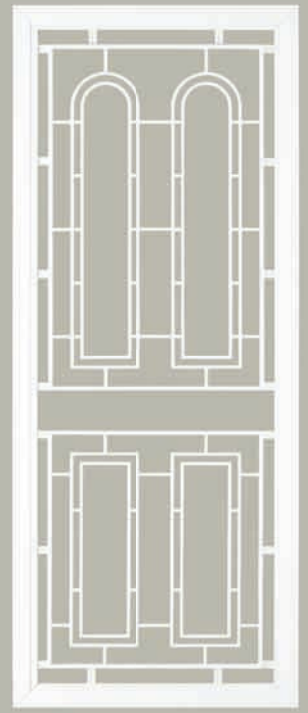
SP52  
2 per door



SP53  
2 per door




SP50AB



SP51AB



SP34AB



SP35AB



SP14AB



SP18AB



SP56  
2 per door



SP61AB Black Orchard



SP62AB Red Orchard



SP61AB Rose Jewel




SP62AB Rose Jewel


These glass panel doors feature elegant decorative designs imposed on glass panels. To clean simply wipe over with a damp cloth, avoid all acid based cleaners.



SP57AB



SP55  
2 per door



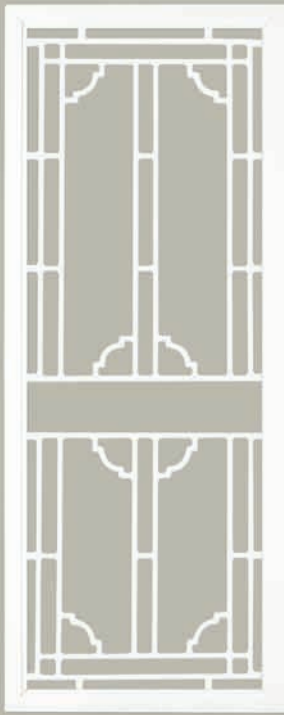
SP29AB




SP31AB

## COLONIAL CASTINGS

# HINGED DOORS



SP27AB



SP28AB




27M



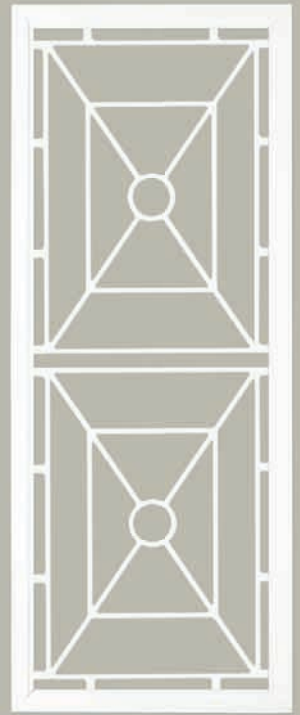
27M2




28M



SP33AB



SP30  
2 per door



SP44AB



SP45AB




SP21  
2 per door




SP22  
2 per door




SP6  
2 per door




SP13BB  
2 per door



SP16BB  
2 per door




SP13AB



SP16AB



SP7  
2 per door



SP17  
2 per door



SP36  
2 per door




SP37AB




## COLONIAL CASTINGS

# SLIDING DOORS

\* Doors are designed to suit 900mm to 1200mm sliding door openings



**SP48S\***  
2 per door




**SP109/SP109S/SP112S**  
Suits 700mm to 1200mm Sliding Door Openings




**SP10S**  
Suits 900mm Sliding Door Openings



**SP14S\*/SP15B\***



**SP15AB\***



**SP15BB\***  
2 per door

## HINGE DOOR



SP10  
Hinge Door  
2 per door



## CC290 Sliding Door Closer

- Automatic sliding door closer
- No electric power required
- Easy to install
- Adjustable closing speed
- Available in a range of colours to match existing sliding doors.
- Connecting pin and catch can be removed to keep the door open.
- Suits right and left handed opening doors



## COLONIAL CASTINGS


Established in 1947 Colonial Castings is an Australian owned company that has been making quality safety screen panels to suit safety doors for over 20 years. Rust will never be a problem, all door inserts are gravity die cast in 100% recyclable aluminium, which is also known for its durability and strength. The frames are constructed from extruded aluminium. To capture that added touch of personal style and individuality, we offer you a wide choice of colours in a hardy powdercoated finish. Naturally the powdercoating is covered by a 24 month guarantee. To extend the life of the surface we recommend doors should be washed down regularly especially in salt water environments. Colour options are indicative only.

### FINISH COLOUR OPTIONS

Primrose  
White  
Black (Night Sky)  
APO Grey  
Bronze  
Brown  
Mist Green (Pale Eucalypt)  
Heritage Green  
Hawthorn Green  
Mountain Blue (Deep Ocean)  
Claret  
Magnolia  
Stone Beige  
Pottery  
Birch White  
Doeskin  
Notre Dame  
Slate Grey (Woodland Grey)

### COLOURS ON REQUEST

Charcoal  
Anotec Dark Grey  
Silver



Phone: 07 4922 6011

